
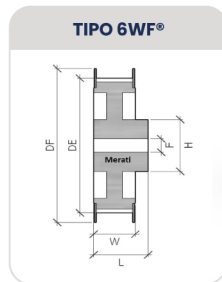
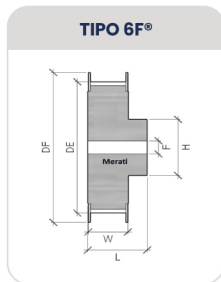
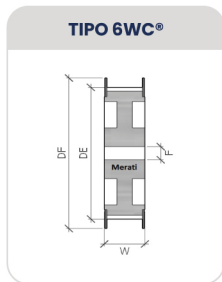
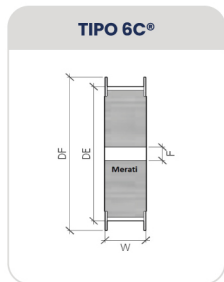
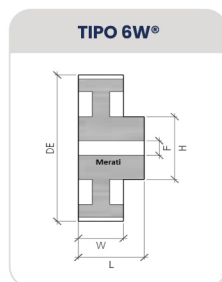
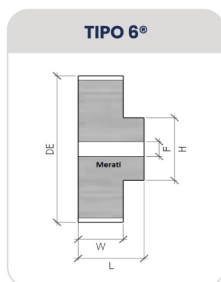
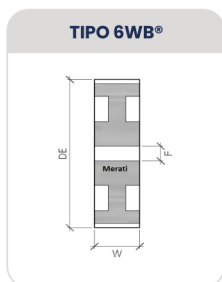
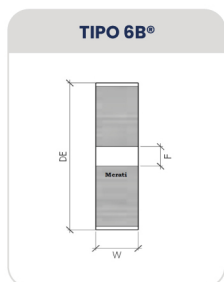


# POLIAS SINCRONIZADAS Passo XXH (31,75 mm) [1 1/4"]

Desenhos esquemáticos com as principais formas construtivas das polias sincronizadas



Z (Num. Dentes)	Ø Primitivo	Ø Externo	Ø H	XXH 200		XXH 300	
				W	L	W	L
18	181,91	178,87	140	60,8	100	88,2	110
20	202,13	199,08	150	60,8	100	88,2	110
22	222,345	219,29	150	60,8	100	88,2	110
24	242,55	239,5	150	60,8	100	88,2	110
25	252,66	249,61	150	60,8	100	88,2	110
26	262,76	259,72	150	60,8	100	88,2	110
27	272,87	269,82	150	60,8	100	88,2	110
28	282,98	279,93	150	60,8	100	88,2	110
30	303,19	300,14	150	60,8	100	88,2	110
32	323,4	320,35	170	60,8	100	88,2	110
34	343,62	340,57	170	60,8	100	88,2	110
38	384,04	380,99	170	60,8	100	88,2	110
40	404,25	401,21	170	60,8	100	88,2	110
46	464,89	461,84	170	60,8	100	88,2	120
48	485,1	482,06	170	60,8	120	88,2	120
58	586,17	583,12	170	60,8	120	88,2	120
60	606,38	603,33	185	60,8	120	88,2	120

## Itens adicionais opcionais:

- Furo especial com tolerância dimensional
- Rasgo para chaveta
- Furação com roscas
- Acabamentos superficiais

